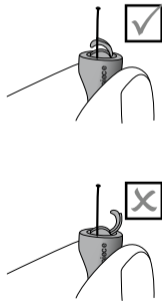


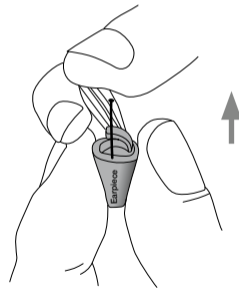
Roger™ Earpiece

User guide battery door exchange

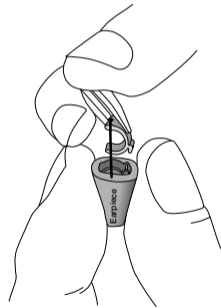
- 1** Open battery door as shown below. Keep the door in line with the earpiece body.



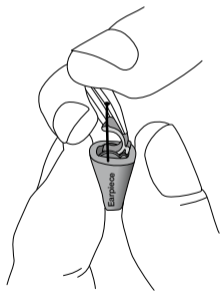
- 2** With tweezers, gently pull on the battery door to remove it from the earpiece.



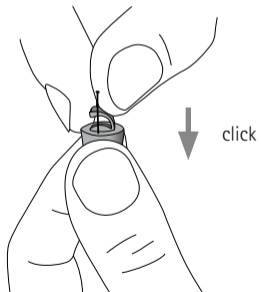
- 3** If the battery door cannot easily be removed, check it is not too far open, as per Step 1.



- 4** Put the new battery door in place, without applying force.



- 5** Gently push on the battery door to click it into place.



CE



PHONAK

www.phonak-communications.com